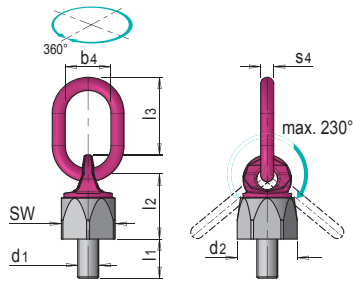










DESCRIZIONE DEL PRODOTTO

- » Sollecitabile meccanicamente su tutti i lati
- » Sicurezza quadrupla
- » Ruotabile verticalmente sotto carico
- » Tutti i componenti sono testati al 100% contro la rottura secondo la norma EN 1677



SW	b4	l1	l2	l3	d2	s4	d1	 max. kg	 WLL max. kg	 WLL max. kg	 max. kg	 max. kg	 max. kg	N°	EUR
27	29	13	36	31	30	8	M 8	600	400	300	800	560	E 1274/ 8	<>	
30	29	17	45	33	36	8	M10	900	600	450	1.200	840	E 1274/10	<>	
36	35	21	54	51	42	10	M12	1.200	750	600	1.500	1.000	E 1274/12	<>	
41	38	25	65	47	48	13	M16	2.600	1.500	1.300	3.000	2.120	E 1274/16	<>	
55	35	30	79	56	64	13	M20	4.000	2.500	2.000	5.000	3.500	E 1274/20	<>	
70	40	36	104	68	81	18	M24	7.000	4.000	3.500	8.000	5.600	E 1274/24	<>	
85	50	50	127	93	99	22	M30	10.000	6.000	5.000	12.000	8.400	E 1274/30	<>	
80	50	54	94	86	90	22	M36	15.000	10.000	8.000	20.000	14.000	E 1274/36	<>	
85	65	63	95	111	98	26	M42	17.000	13.000	12.000	26.000	18.200	E 1274/42	<>	
85	65	68	95	111	98	26	M48	18.000	16.000	13.000	32.000	22.400	E 1274/48	<>	
95	70	84	120	119	120	32	M56	28.000	22.000	16.000	44.000	30.800	E 1274/56	<>	
95	70	94	120	119	120	32	M64	28.000	25.000	16.000	50.000	35.000	E 1274/64	<>	